


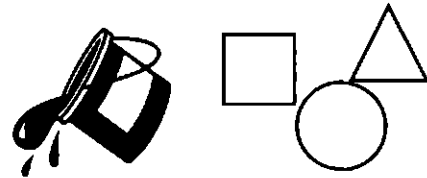
# UN Oeil SUR...



## DES MOTS UTILES



## LES COULEURS ET LES FORMES



## FICHE D'IDENTITÉ

	NOM DE FAMILLE
	PRÉNOM


## CALENDRIER



## LES SAISONS



## DES ADRESSES UTILES



## Un oeil sur...

Ce cahier présente un ensemble d'informations qui aideront l'étudiant adulte à mieux fonctionner au quotidien.

Il comprend six fiches de travail :

- Fiche 1 : Fiche d'identité
- Fiche 2 : Des adresses utiles
- Fiche 3 : Des mots utiles
- Fiche 4 : Couleurs et formes
- Fiche 5 : Les saisons
- Fiche 6 : Le calendrier

Les fiches permettront à l'étudiant adulte


- de s'habiller à remplir un formulaire
- de noter les adresses utiles de différents services
- d'interpréter de nombreux pictogrammes faisant partie de notre quotidien
- de distinguer les couleurs et les formes
- de comprendre le calendrier

Ce cahier servira à la fois de matériel d'apprentissage, d'aide-mémoire et de recueil d'informations.

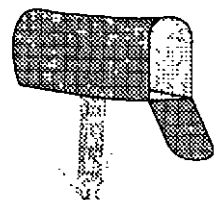

*LucieMajeau*

## Table des matières

<b>Fiche 1 :</b>	Fiche d'identité.....	p. 7
Fiche 2 :	Des adresses utiles.....	p. 11
Fiche 3 :	Des mots utiles.....	p. 17
Fiche 4 :	Couleurs et formes.....	p.31
Fiche 5 :	Les saisons.....	p.37
Fiche 6 :	Le calendrier.....	p.47





# FICHE D'IDENTITÉ





# FICHE D'IDENTITÉ

Ecris les renseignements dans les cases.



	<b>NOM DE FAMILLE</b>
---	-----------------------

	
---	--


	<b>PRÉNOM</b>
---	---------------


	
---	--

M : masculin  
F : féminin

SEXE	
	
<b>M</b>	<b>F</b>


## ADRESSE


	<b>NUMÉRO</b>
--	---------------

	
--	--


	<b>RUE</b>
---	------------

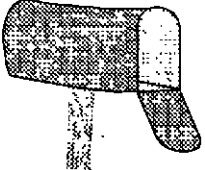
	
---	--

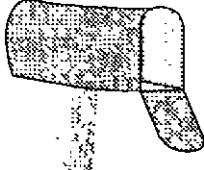
	<b>PROVINCE</b>
---	-----------------

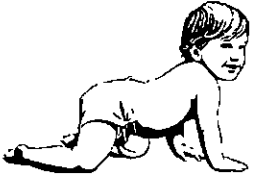
	
--	--

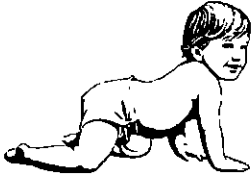
	<b>PAYS</b>
---	-------------


	
---	--


	<b>CODEPOSTAL</b>
---	-------------------


	
---	--


	LIEU DE NAISSANCE
--	----------------------


	
---	--


	NUMÉRO DE TÉLÉPHONE MAISON
---	----------------------------------


	
---	--


	NUMÉRO DE TÉLÉPHONE OU CENTRE
---	-------------------------------------

	
---	--

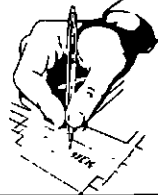
 275937595392390	NUMÉRO D'ASSURANCE MALADIE
--	----------------------------------


 275937595392390	
---	--


 275937595392390	NUMÉRO D'ASSURANCE SOCIALE
--	----------------------------------

 275937595392390	
---	--


	SIGNATURE
---	-----------

	
---	--

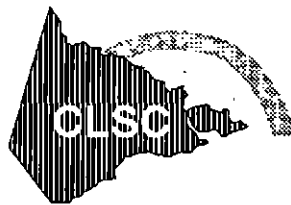
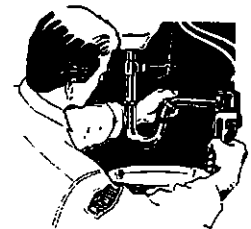
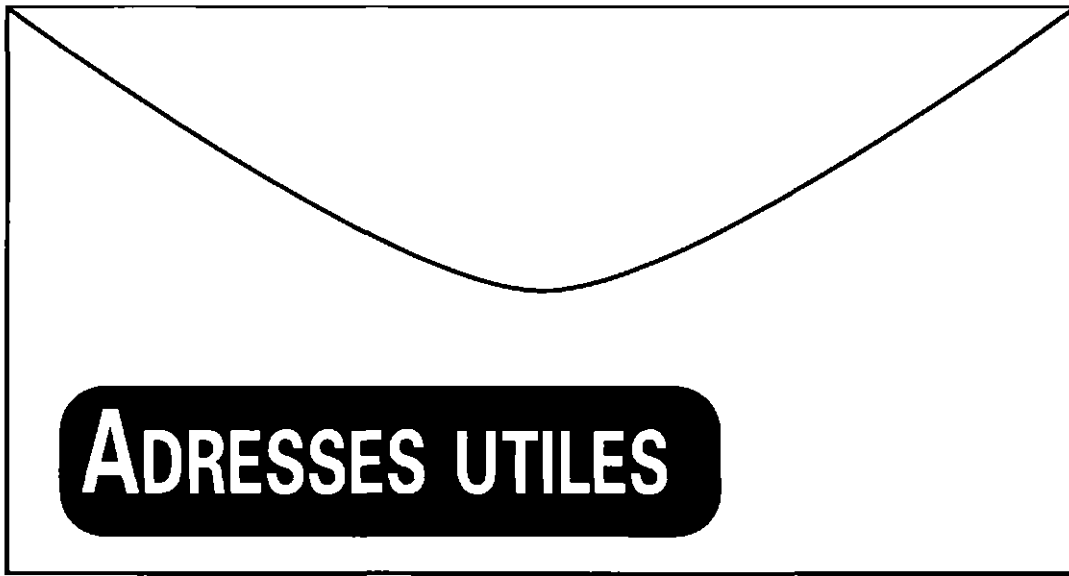
	NOM DU PÈRE
---	----------------

	
---	--

	NOM DE LA MÈRE
---	-------------------

	
---	--

**FICHE 2**




**Bell**





# SERVICES PUBLICS


# ADRESSES UTILES


Écris le numéro de téléphone et l'adresse.


 **AMBULANCE**





 **HÔPITAL**







 **POMPIERS**



 **POLICE**










# SERVICES PUBLICS

# ADRESSES UTILES

Écris le numéro de téléphone et l'adresse.

 **ÉGLISE**





 ADRESSE


\_\_\_\_\_

\_\_\_\_\_

*Curé*

 **C.L.S.C**



 ADRESSE

\_\_\_\_\_

\_\_\_\_\_

*Travailleur social*

 **AIDE SOCIALE**





 ADRESSE

\_\_\_\_\_

\_\_\_\_\_

*Agent*

 **TRANSPORT ADAPTÉ**



\_\_\_\_\_

\_\_\_\_\_

*Responsable*

# SERVICES PUBLICS

# ADRESSES UTILES


Écris le numéro de téléphone et l'adresse.


**Bell** BELL

*Téléphoniste*




 *Assistance annuaire*


 **HYDRO-QUÉBEC**




*En cas de panne*

 **CENTRE**

Nom :





ADRESSE

*Formateur(trice)*

 **PHARMACIE**

Nom :





ADRESSE

# SERVICES PROFESSIONNELS

# ADRESSES UTILES

Écris le numéro de téléphone et l'adresse.

 **BANQUE**

*Nom de ma banque* \_\_\_\_\_

 \_\_\_\_\_

 \_\_\_\_\_

\_\_\_\_\_


 **CAISSE POPULAIRE**


*Nom de ma caisse* \_\_\_\_\_


 \_\_\_\_\_

 \_\_\_\_\_

\_\_\_\_\_

 **COIFFEUR  
COIFFEUSE**

 \_\_\_\_\_

 \_\_\_\_\_

\_\_\_\_\_

*Nom* \_\_\_\_\_

 **DENTISTE**

 \_\_\_\_\_

 \_\_\_\_\_


\_\_\_\_\_


*Nom* \_\_\_\_\_


# SERVICES PROFESSIONNELS

# ADRESSES UTILES

Écris le numéro de téléphone et l'adresse.


 **ÉLECTRICIEN**




 **ADRESSE**


*Nom*


 **MÉDECIN**




 **ADRESSE**


*Nom*


 **PLOMBIER**




 **ADRESSE**

*Nom*


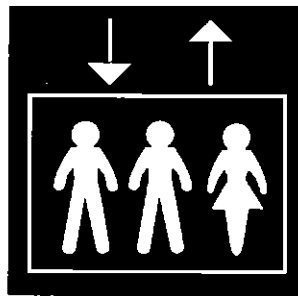

 **TRAVAIL**



 **ADRESSE**

*Nom*

# ***DES MOTS UTILES***



# DES MOTS UTILES À LIRE

## Services publics

*Lis les mots.*




AMBULANCE



POLICE



MÉTRO




AUTOBUS

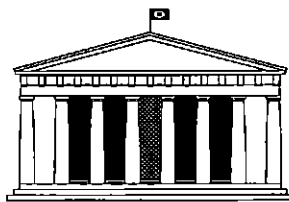


TAXI

## Édifices publics



BUREAU DE POSTE




HÔTEL DE VILLE



RESTAURANT



ÉGLISE



HÔPITAL

Relie les mots de la colonne de droite aux pictogrammes de la colonne de gauche.



**AMBULANCE**



**HÔTEL DE VILLE**



**HÔPITAL**




**BUREAU DE POSTE**



**RESTAURANT**

Écris le bon nom sous chaque dessin.



**TAXI**

**POLICE**

**BUREAU DE POSTE**


**EGLISE**

**AUTOBUS**

# MOTS À LIRE DANS LES ENDROITS PUBLICS




ARRÊT



SORTIE




SONNEZ ET ENTREZ



TIREZ




INFORMATION



ENTRÉE



TÉLÉPHONE



POUSSEZ




(suite)




DÉFENSE DE FUMER




FEMME




TOILETTÉ



ASCENSEUR



ESCALIER




HOMME




CAISSE

1) Encerle la bonne réponse.


2) Écris le mot sous le dessin.




- A) ESCALIER
- B) ASCENSEUR
- C) DANGER



- A) ASCENSEUR
- B) TOILETTE
- C) ESCALIER




- A) TOILETTE
- B) ESCALIER
- C) ASCENSEUR



- A) HOMME
- B) TIREZ
- C) INFORMATION



- A) ARRÊT
- B) PERMIS DE FUMER
- C) DÉFENSE DE FUMER



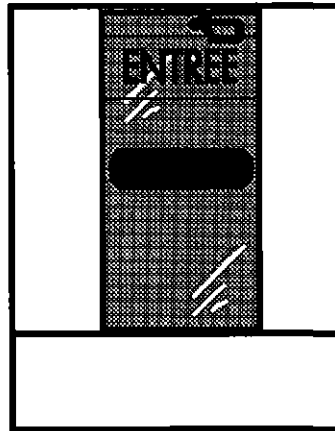
- A) PUSSEZ
- B) TIREZ
- C) ARRÊT

1) Encerle la bonne réponse.


2) Ecris le mot sous le dessin.




- A) TÉLÉPHONE
- B) INFORMATION
- C) SORTIE



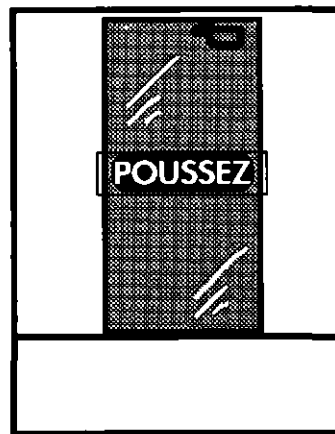
- A) ESCALIER
- B) ENTRÉE
- C) TIREZ




- A) SORTIE
- B) CAISSE
- C) ASCENSEUR



- A) ARRÊT
- B) PUSSEZ
- C) TÉLÉPHONE



- A) TIREZ
- B) INFORMATION
- C) PUSSEZ




- A) CAISSE
- B) SONNEZ ET ENTREZ
- C) TIREZ

1) Relie chaque pictogramme au bon mot.

2) Écris le bon mot sous chaque pictogramme.



ARRÊT




HOMME



FEMME



ESCALIER




SONNEZ ET ENTREZ

## MOTSD'URGENCE



alarme d'incendie




danger électrique



danger poison



extincteur



premiers soins

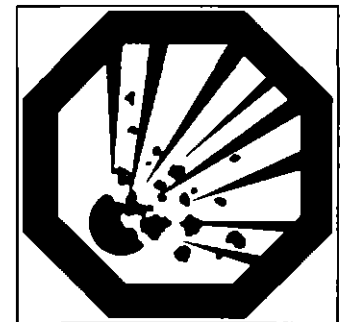
## PRODUITS DANGEREUX



poison



corrosif








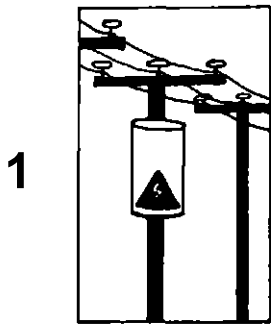
explosif



inflammable

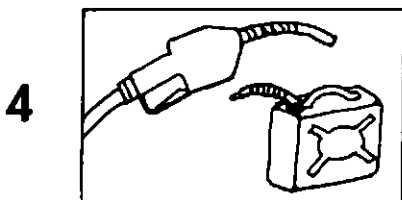
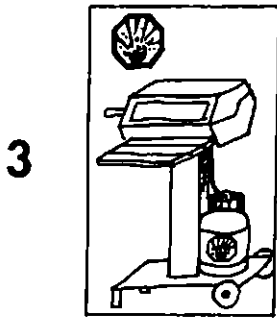


# MOTSD'URGENCE

Relie les dessins de gauche aux pictogrammes de droite.













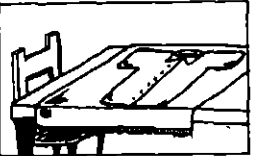



# PRODUITS DANGEREUX

Relie chaque dessin au bon pictogramme.



# COMMENT PRENDRE SOIN DE SES VÊTEMENTS

		<i>Laver à la laveuse</i>
		<i>Laver à la main</i>
		<i>Utiliser de l'eau de javel</i>
		<i>Sécher à la machine</i>
		<i>Repasser</i>
		<i>Nettoyer à sec</i>
		<i>Sécher à plat</i>

Lorsqu'il y a un X sur le pictogramme, cela veut dire qu'on ne doit pas le faire.



pas de  
laveuse



pas d'eau de  
javel



pas de  
repassage

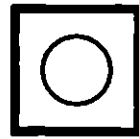



pas de  
nettoyage  
à sec




Trouve, à l'aide du tableau, la signification des étiquettes.

1



SIGNIFICATION

2



SIGNIFICATION

3




SIGNIFICATION



4

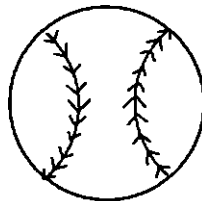









SIGNIFICATION



# FICHE 4

## LES COULEURS ET LES FORMES



# LES COULEURS

Colorie les pastilles selon la couleur indiquée.

**BLANC BLANCHE**



**BLEU BLEUE**



**BRUN BRUNE**



**JAUNE**



**NOIR NOIRE**



**ORANGE**



**ROSE**







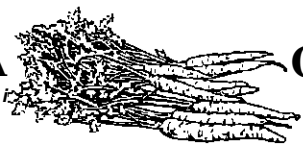















**ROUGE**




**VERT VERTE**



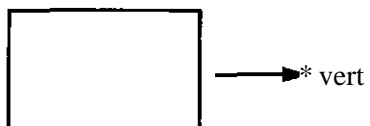
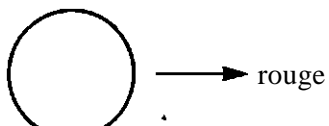
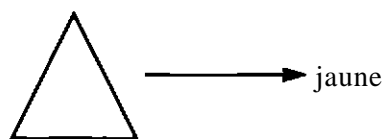
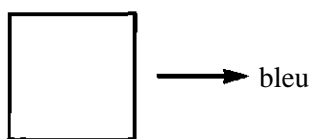
Complète la phrase par le nom de la couleur.

<b>LE</b>		<b>BLEU</b>		<i>Le raisin est_</i>
<b>LA</b>		<b>ROUGE</b>		<i>La pomme est</i>
<b>LA</b>		<b>ORANGE</b>		<i>La carotte est</i>
<b>LE</b>		<b>JAUNE</b>		<i>Le maïs est_</i>
<b>LA</b>		<b>ROSE</b>		<i>La rose est.</i>
<b>LA</b>		<b>VERTE</b>		<i>La plante est</i>
<b>LA</b>		<b>BLANCHE</b>		<i>La neige est.</i>
<b>LE</b>		<b>NOIR</b>		<i>Le pneu est</i>
<b>LE</b>		<b>BRUN</b>		<i>Le chocolat est_</i>
<b>LES</b>		<b>ROUGE JAUNE VERT</b>		<i>Les feux de circulation sont</i>


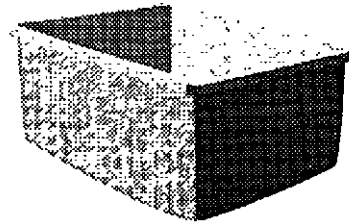







# LES FORMES



*Colorie les formes selon la couleur demandée.*

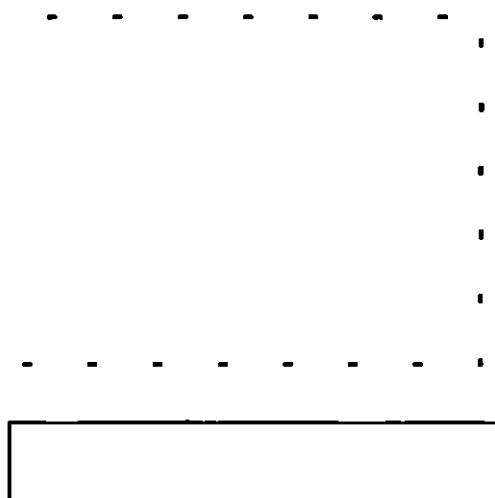
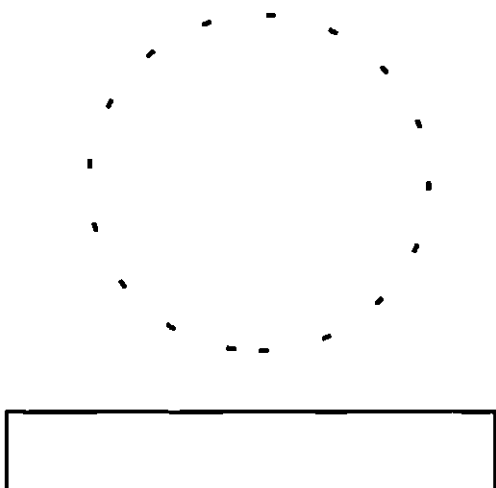
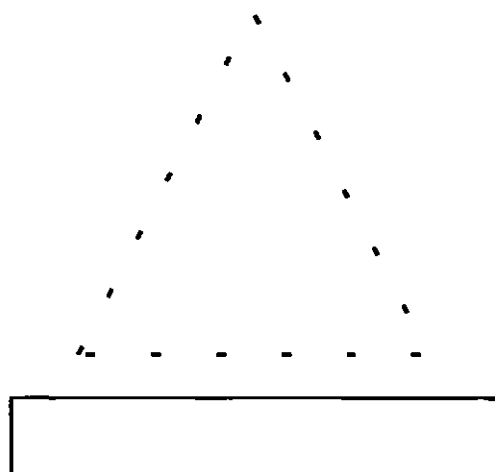
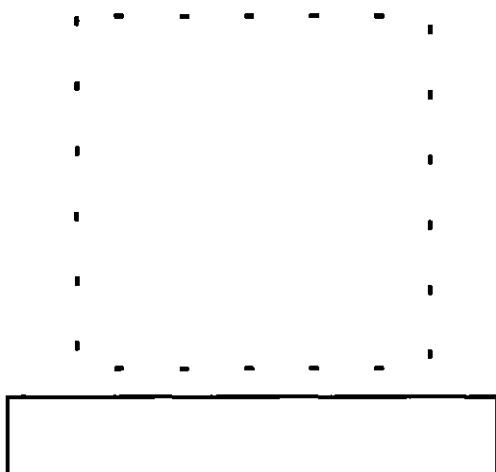


- 1) Relie les formes aux objets.  
2) Écris le nom sous chaque forme.



1) Trace les formes en suivant les points.

2) Ecris le nom sous chaque forme.



Mets un X sous la bonne figure.

NOM		<i>m</i>	<i>m</i>	●
CARRÉ				
RECTANGLE				
CERCLE				
TRIANGLE				



# FICHE 5

## LES SAISONS

### PRINTEMPS



### ÉTÉ



### AUTOMNE



### HIVER



*La fiche se compose de quatre rectangles représentant les saisons et une série de dessins classés sous quatre thèmes :*

*NATURE • OBJET • VÊTEMENT • FÊTE*

*L'étudiant pourra découper et coller les dessins selon les saisons.*

**CLASSE LES DESSINS SELON LES THÈMES (dessins pages 43-45).**

**NATURE**

**OBJETS**

**PRINTEMPS**

**22 MARS  
AU 21 JUIN**

**VÊTEMENTS**

**FÊTES**

**CLASSE LES DESSINS SELON LES THÈMES (dessins pages 43-45).**

**NATURE**

**OBJETS**

**ETE**

**22 JUIN**

**AU 21 SEPTEMBRE**

**VÊTEMENTS**

**FÊTES**

**CLASSE LES DESSINS SELON LES THÈMES (dessins pages 43-45).**

**NATURE**

**OBJETS**

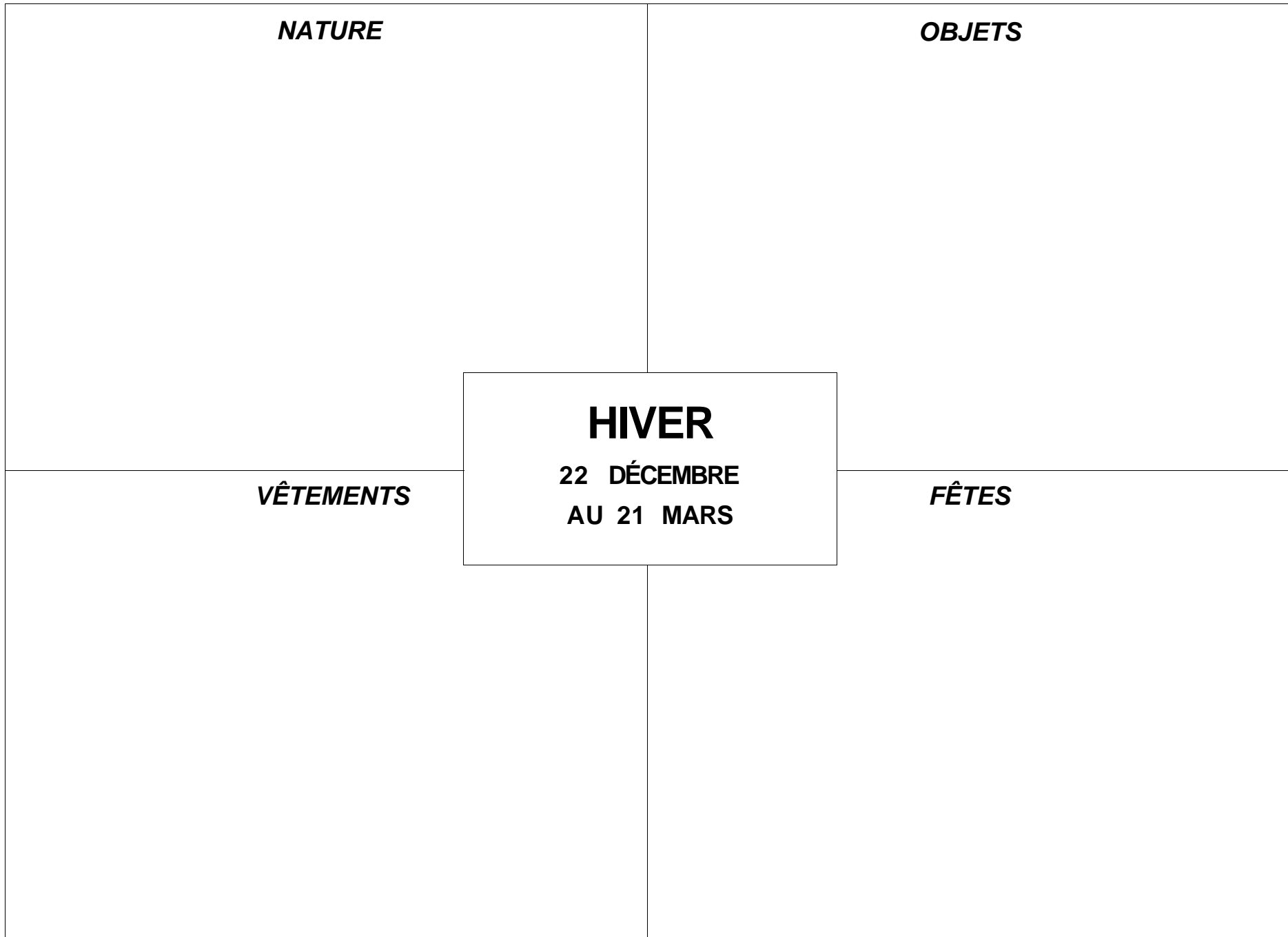
**AUTOMNE**

**22 SEPTEMBRE  
AU 21 DÉCEMBRE**











**VÊTEMENTS**

**FÊTES**









**CLASSE LES DESSINS SELON LES THÈMES (dessins pages 43-45).**



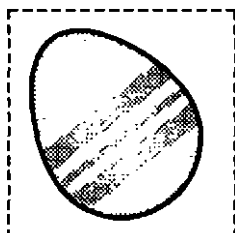






# NATURE





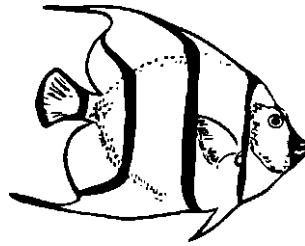

# OBJETS





# VÊTEMENTS



## FICHE 6



# CALENDRIER



*NOTE- Au début de chaque mois l'étudiant composera sa feuille de calendrier en inscrivant le mois, l'année, les jours, les dates ainsi que les symboles des fêtes.*

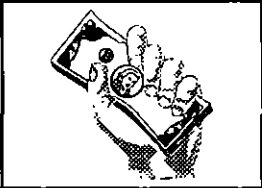



*Il trouvera à l'annexe 1 de cette fiche le nom des mois et des jours et les dessins représentant chaque fête.*



MOIS



ANNÉE



J  
O  
U  
R

--

--

--

--

--

--

--

--

--

--

--

--

--

--

--

--

--

--

--

--

--

--

--

--

--

--

--

--

--

--

--

--

--

--

--

--

--

--

--

--

--




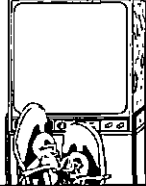
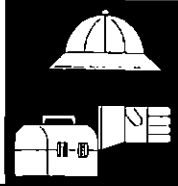
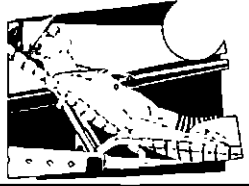
--



MOIS



ANNÉE



J  
O  
U  
R


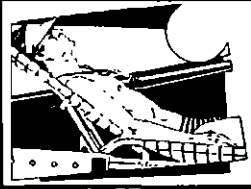



MOIS



ANNÉE

J  
O  
U  
R













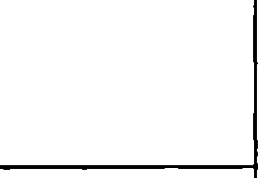







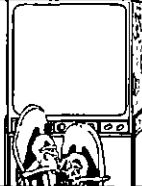
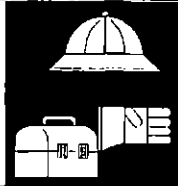




MOIS




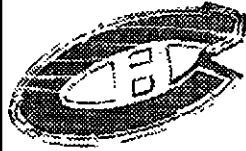
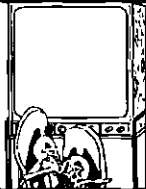


ANNÉE

J  
O  
U  
R



MOIS

ANNÉE



J  
O  
U  
R


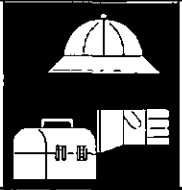
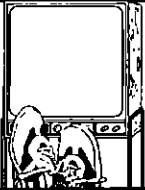
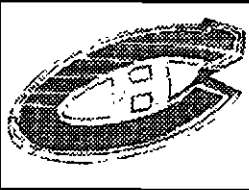





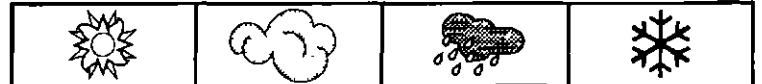

3DCOC-

MOIS




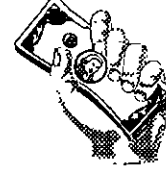




ANNÉE



MOIS

ANNÉE




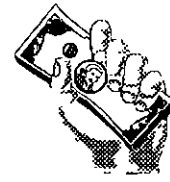

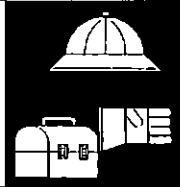
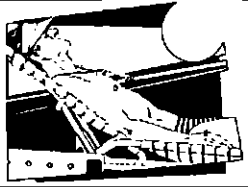
J  
O  
U  
R




MOIS



ANNÉE



J  
O  
U  
R


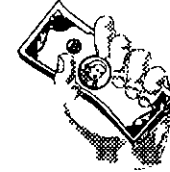



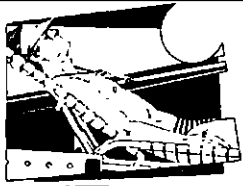





MOIS



ANNÉE

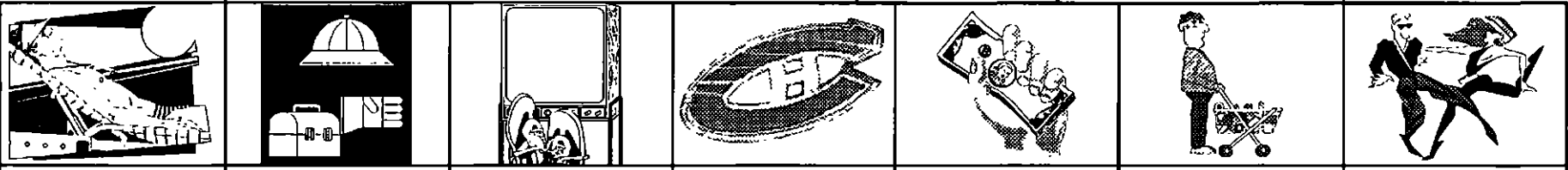


J  
O  
U  
R




MOIS		ANNÉE
------	---	-------

J  
O  
U  
R



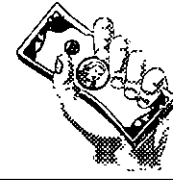

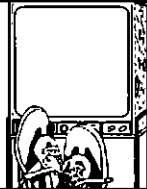
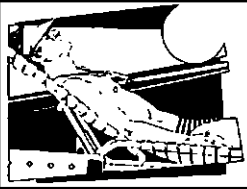



MOIS



ANNÉE


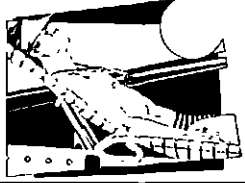
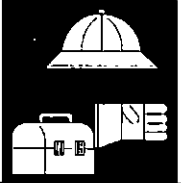

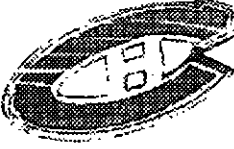



J  
O  
U  
R



00




J  
R  
O  
U


MOIS					ANNÉE	
						




# ANNEXE 1



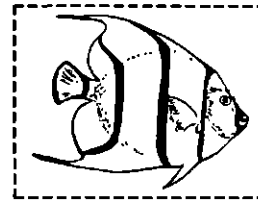
JOUR DE L'AN




SAINT-VALENTIN



ST-PATRICK



POISSON D'AVRIL




PÂQUES



FÊTE DES MÈRES



FÊTE DES PÈRES



FÊTE DES  
QUÉBÉCOIS



FÊTE DU  
CANADA



HALLOWEEN



NOËL

JOUR DE LA SEMAINE :

DIMANCHE

[LUNDI ]

MARDI

MERCREDI

JEUDI

VENDREDI

SAMEDI

Mois DEL'ANNÉE :

JANVIER

FÉVRIER

MARS

AVRIL

MAI

[JUIN]

JUILLET

AOUT

SEPTEMBRE

OCTOBRE

NOVEMBRE

DECEMBRE

Nous tenons à remercier tous ceux et celles qui ont collaboré à la réalisation de ces fiches.

- Secrétariat d'État du Canada / Programme national d'alphabétisation
- Conseil d'administration de la Magie des mots
- Claudette Charbonneau : animatrice responsable

Si vous désirez vous procurer des exemplaires de ce document, communiquez avec

**La Magie des Mots**  
1214, chemin Élie-Auclair  
C.P. 530  
St-Polycarpe (Québec)  
JOP 1X0



**Téléphone : (514) 265-3562**  
**Télécopieur : (514) 265-3562**